



*Necessary preliminary tasks:*

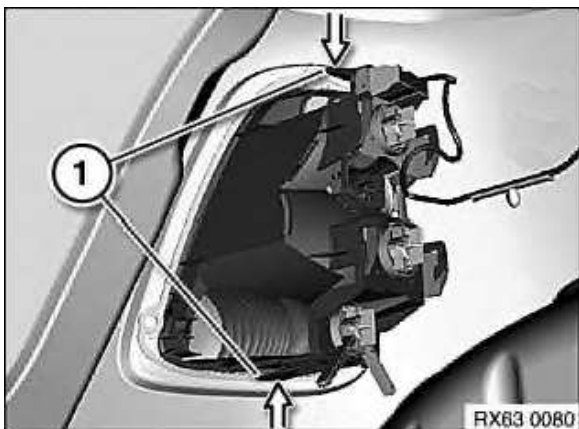
- Remove trim on rear light



Release bolts (1). Tightening torque 63 21 2AZ .



Remove cover (1) in direction of arrow.



*Note:*

Sectional view for improved clarity.

Unlock retaining tabs (1) from inside.

Remove rear light outwards and disconnect plug connection.

Replacement:

If necessary, remove bulbs.